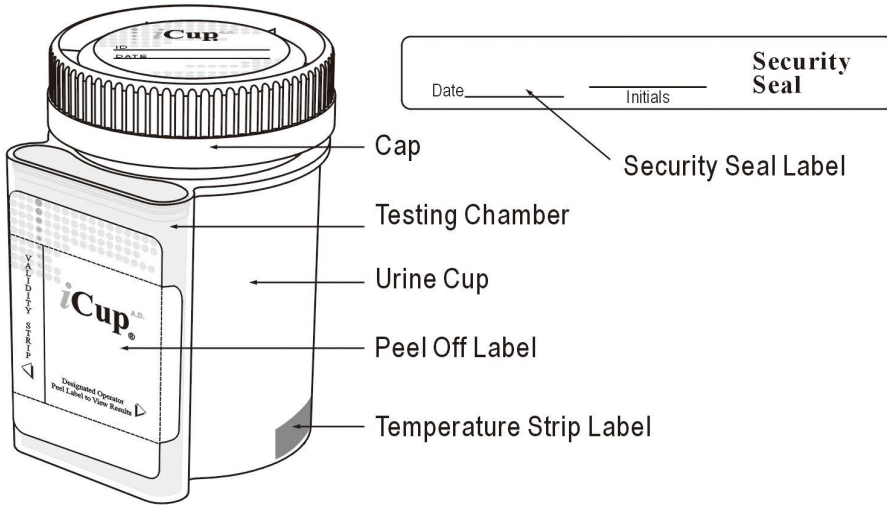


Drug Screen Procedure Card for

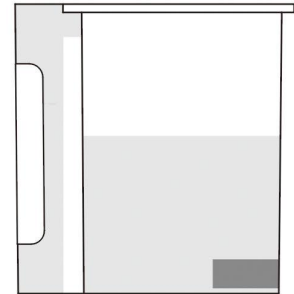
iCup® / iCup^{A.D.}

Instruction sheet for any cup combination including adulteration

Learn More About
iCup AD Employment Drug Screening Kits
 **EmployeeDrugTestingAce.com**
 Trusted Proven Secure
www.DrugTestingAce.com www.EDTAce.com



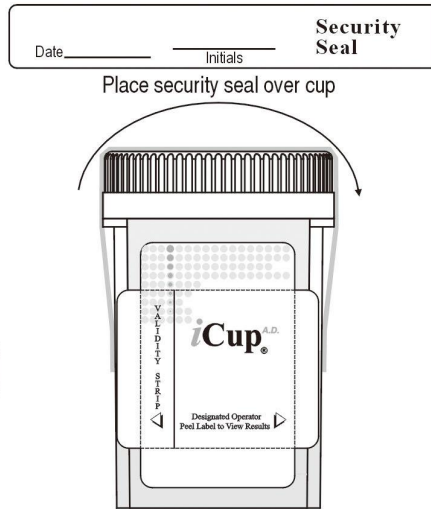
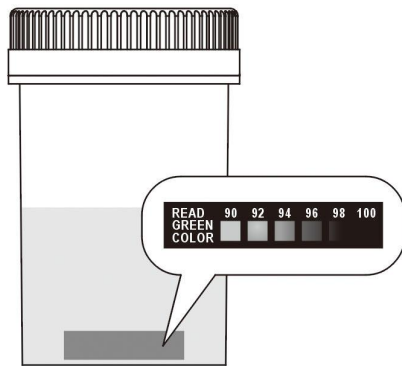
1 Donor provides specimen and replaces lid.



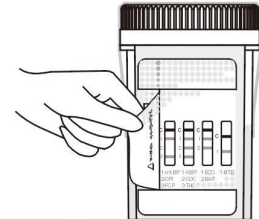
2 Temperature is read between 2-4 minutes to verify range between 90-100°F.

3 Check cap for tight seal. Donor dates and initials the security seal and places security seal over cap.

4 Technician peels off label to reveal drug test strips.



Technician peels off label to reveal adulteration strip(s), if applicable.



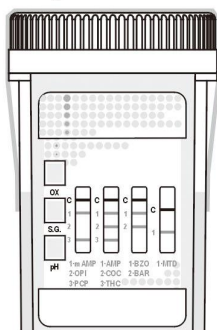
Note: The order can be reversed.

5 Read adulteration test results between 2 - 5 minutes, if applicable.

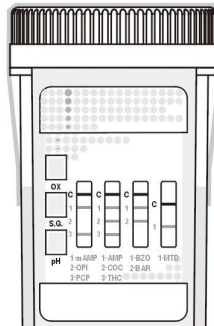
This illustration is an example of a 9 drug cup. Other configurations available but not shown.

6 Read drug test results at 5 minutes.

7 A photocopy of the results can be made by placing the entire cup with the card face down on the copier.



2 - 5 minutes.
 ■ 2 minutes
 ■ 5 minutes

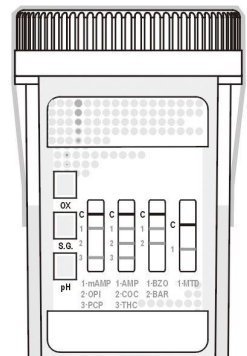


■ 5 minutes. ■ 60 minutes.
 Read the drug strip results at 5 minutes. Test results stable up to 60 minutes.

Negative

Preliminary Positive

Invalid



■ Adulteration Strip
 See color chart and package insert for interpretation.

All preliminary positive results are presumptive and should be confirmed by an alternative method (e.g. GC/MS)

No.: 1155942601